

# CUTTING/DRILLING

Pneumatic Hacksaw

## SUPER SAW

Model **SSW-110** 



**Special double-piston system provides low vibration while improving cutting speed!**


- Ideal for sawing and trimming operations on sheet metal, aluminum, plastic and other materials
- Suitable for automotive, fabrication, HVAC, electrical and woodworking applications
- Ultra lightweight construction with low vibration performance
- Optimized blade stroke for maximum cutting performance
- Powerful dual piston construction
- Locking throttle lever helps prevent accidental start-up

### Specifications

Model	SSW-110	
Air Pressure	MPa (kgf/cm <sup>2</sup> )	0.6 (6)
Air Consumption (No-load)	m <sup>3</sup> /min	0.29
Stroke Speed	min <sup>-1</sup>	7000
Stroke Length	mm	11
Capacity (Max. plate thickness)	mm	3
Inlet Size		Rc 1/4
Mass (Weight)	kg	0.62
Accessories Included	<ul style="list-style-type: none"> <li>• 2 pieces of 32 TPI Saw Blade</li> <li>• 3 mm Hex. Socket Screw Key</li> <li>• Bushing R 1/4 x NPT 1/4</li> </ul>	

### Optional Accessories

Ref. No.	PN	Description	Sales Unit
1	TB00759	9 TPI Saw Blade for Gypsum-board	10 pcs./set
2	TB00760	12 TPI Saw Blade for Plywood Panel	
3	TB00192	14 TPI Saw Blade for Plastic	
4	TB00193	18 TPI Saw Blade for Plastic	
5	TA9A011	24 TPI Saw Blade for Mild Steel	
6	TA9A005	32 TPI Saw Blade for Mild Steel	



Pneumatic Hand Drill

## AIR DRILL

**The power and performance you need to drill deeper and faster**

- Ultra high power to weight ratio
- Ergonomically designed to reduce operator fatigue
- Variable speed control
- Reversible
- Designed for industrial and production applications

Model **ADR-65** 

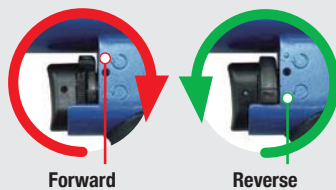



Model **ADR-100** 



### Reversible

Change rotation direction by turning the valve as indicated.



Forward

Reverse

**Variable speed adjustment**  
Turn the speed control nut to change the R.P.M.

### Specifications

Model	ADR-65	ADR-100
Air Pressure	MPa (kgf/cm <sup>2</sup> ) 0.6 (6)	
Air Consumption (No-load)	m <sup>3</sup> /min 0.55	0.67
Free Speed	min <sup>-1</sup> (rpm) 2900	2000
Max. drilling Capacity	mm 6.5	10.0
Inlet Size	Rc 1/4	
Mass (Weight)	kg 0.8	1.1
Accessories Included	<ul style="list-style-type: none"> <li>• Drill chuck (Installed)</li> <li>• Chuck Handle</li> <li>• Bushing R 1/4 x NPT 1/4</li> <li>• CUPLA 30SH</li> </ul>	

### Optional Accessory

PN	Description	Sales Unit
TQ10969	Hanger	1 piece