


Designed to use Jetbroach and Hi-broach Annular Cutters



Coolant Valve
Adjustable coolant flow delivered to the center of the cutter.

Built-in coolant tank prevents damage

Reversible feed handle




Optional Chip Breaker

This chip breaker prevents the cutter from becoming jammed with metal shavings.

Speed selection (Change gear)

Low Speed




Hi Speed



Specifications

Model		AO-5575		
Power Source (Single Phase)		220 - 240 V AC, 50/60 Hz		
Electric Drill	Rated Power Consumption	W	1,150	
	Rated Current	A	5.4	
	No Load Speed	min ⁻¹ (rpm)	350 / 650	
Magnet Power Consumption		W	50	
Hole-cutting Capacity		Cutter	Hole Diameter	Plate Thickness
One-touch type JETBROACH			12 to 55 mm	9 to 75 mm
One-touch type HI-BROACH			12 to 50 mm	9 to 50 mm
Magnet Holding Power		kN (kgf)	10 (1,020)	
Magnet Dimensions		mm	86 x 170	
Mass (Weight)		kg	18	
Standard Accessories				
<ul style="list-style-type: none"> Pilot Pin 08050 A3 : 1 pc. 3 mm Hex Socket Screw Key : 1 pc. Cutting Oil 0.5 L : 1 can Chain Assy : 1 set. 5 mm Hex Socket Screw Key : 1 pc. Guard Assy : 1 set Side Handle Assy : 1 set. 8 x 10 mm Spanner : 1 pc. 				
Optional Accessories				
Always use genuine Nitto Kohki cutters & coolant.		JETBROACH One-touch Type 25 mm, 35 mm, 50 mm, 75 mm	HI-BROACH One-touch Type 25 mm, 50 mm	TB01507 Cutting Oil 2 L per can

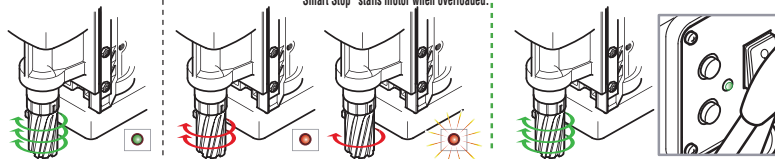
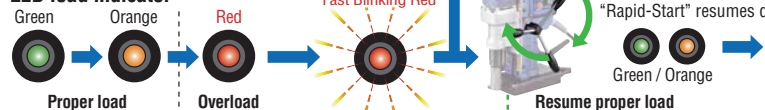


Model AO-5575

Load detector with "Smart-Stop/Rapid-Restart" technology

As the drilling load increases, the load indicator will change in color from green to orange to red. In addition, if excessive feeding force is applied, the load indicator will rapidly blink red and the rotation of the drill motor will slow down and temporarily stop. If the load is released while the load indicator is blinking red, the drill motor will resume its rotation.

LED load indicator



Slow Blinking Green

Drill motor will not turn on

Drill motor shuts off

"Rapid-Start" resumes drilling operation

Resume proper load

Safety mode


Magnet malfunction

Slow Blinking Red

One-touch cutter replacement

Our original self-centering tool-less chuck is quick and easy to change cutters with little downtime.

(WOJ-3200)



Mounting the cutter

Removing the cutter

Mounting the twist drill